

29/8/1996

## STREET, DRAINAGE AND BUILDING ACT 1974

## STREET WORKS BY-LAWS 1996

ARRANGEMENT OF BY-LAWSPART I

## PRELIMINARY

## By-laws

1. Citation and application.
2. Interpretation.

PART II

## PERMISSION-TO CARRY OUT INSTALLATION

3. Permission required.
4. Application form.
5. Persons who may submit application.
6. Plans.
7. Comments of other authorities.
8. Fees.
9. Security.
10. Title and signature.
11. Responsibility for works.
12. Supervision of works.
13. Plans to be submitted in triplicate.
14. Size and colour.
15. Key and site plans required.
16. Specifications.
17. Period of validity.
18. "As built" plans.

## PART III

## REQUIREMENTS ON SITING

## By-laws

19. Utility not sited in accordance with plans.
20. Corridors for utilities.
21. Major arterial street.
22. Collector street.
23. Commercial street.
24. Backlanes.
25. Utility on the edge of carriageway.
26. Street bend.
27. Crossings.
28. Bridges.
29. Underground appurtenances.
30. Aboveground appurtenances.
31. Overhead wire poles.
32. Cables for street lights and traffic lights.
33. Siting of utilities under main drain or roadside drain.
34. Water communication pipes.
35. Multiple cables, etc., for any utility.
36. Depth and strength of underground cables, etc.

## SCHEDULES.

**STREET, DRAINAGE AND BUILDING ACT 1974****STREET WORKS BY-LAWS 1996**

In exercise of the powers conferred by section 133 of the Street, Drainage and Building Act 1974, the State Authority makes the following by-laws: Act 133.

**PART I****PRELIMINARY**

1. These by-laws may be cited as the Street Works By-Laws 1996 and shall apply to the installation of any utility along, across, through, over, on or under any street in the local authority areas in the State of Selangor. Citation and application.

2. (1) In these By-Laws, unless the context otherwise requires— Interpretation.

“Act” means the Street, Drainage and Building Act 1974;

“arterial street” means a street for through traffic flow which connects areas which generates a high volume of traffic with a highway and provides for the collection and distribution of through traffic to and from collector streets;

“backlane” includes sidelanes;

“collector street” means a street which collects and distributes traffic between local streets and major arterial streets and provides an access to abutting premises and to a lesser extent for through movement;

“commercial street” means a street where the majority of the frontaging premises are commercial premises;

“crossing” means the location where two or more utilities meet or one utility lies on another;

“drain capacity level” means water level when the drain is flowing at capacity, without overflowing its banks or side walls;

“excavation” means any act of digging or extracting along, across, through, over, on or under any street for or in connection with the installation of any utility;

“industrial activities” includes, but are not limited to, manufacturing, processing, warehousing port or transport-related activities;

“industrial street” means a street where in the majority of the frontaging premises industrial activities are being carried out;

"installation" includes—

- 3 (a) the act of laying, carrying, renewing, relocating, replacing, diverting, repairing or servicing in whole or in part any new or existing utility; and
- 2 (b) any service connections to individual buildings;

*APL 171. PPJ* "local authority" means a local authority established under the Local Government Act 1976 or under any other written law;

"local street" means a street that provides direct access to residential, commercial and industrial areas and other abutting properties;

"minor works" means utility connections to individual premises from the utility main in the street to which such premises have frontage;

"qualified person", means an engineer registered under any written law relating to the registration of engineers and includes an engineer employed by the Federal Government or a State Government or a local authority;

"qualified supervisor" means the qualified person who submits an application under by-law 5 or the qualified person who replaces him in accordance with by-law 11;

"registered tradesman", in relation to a particular trade, means a person recognised by a body or board established by statute for the purpose of controlling or regulating persons in such trade; or in the absence of such body or board, a person recognised by a utility authority for the purpose of carrying out the necessary connections or works for that utility;

"residential street" means a street where the majority of the frontaging premises are residential premises;

"service road" means a street beside a highway or an arterial street or a collector street, whether or not separated by a buffer area, and which gives access to frontaging premises;

"State Government" means the Government of the State of Selangor;

"street authority" means the Public Works Department, the Highway Authority Malaysia or a local authority as the case may be, having jurisdiction over a street;

"street furniture" includes traffic signs, traffic islands, light fittings or any other structure or fitting that is used to regulate traffic or to warn or guide or assist users of a street or backlane;

"trunk utility" means a utility to which service connections to individual premises are not allowed;

*petable*  
"utility" means electricity, rails, gas, ~~water~~ or telecommunications and services in connection therewith, and includes—

- finishes signed.*
- (a) any drain, fire hydrant, irrigation ditch or canal, post office letter box, or railway track; and
  - (b) any post, pipe, conduit, cable, line or other means by which any matter is conveyed for any purpose;

"utility authority", in relation to any utility, includes the owner or lessee or operator of that utility;

"works", in relation to any utility, means the installation of the utility and includes any excavation or other act connected or incidental to such installation.

(2) The expressions "person" and "street" shall have the respective meanings assigned thereto in the Act.

## PART II

### PERMISSION TO CARRY OUT INSTALLATION

3. (1) No person shall carry out the installation of any utility along, across, through, over, on or under any street in a local authority area without the prior written permission of the local authority. Permission required.

(2) Any person who contravenes paragraph (1) commits an offence.

4. Every application for permission required under by-law 3 shall be made in the form prescribed in the First Schedule. Application form.

5. (1) Every application for permission required under by-law 3 shall be submitted to the local authority by a qualified person. Persons who may submit application.

(2) Notwithstanding paragraph (1), an application for permission to carry out minor works in a local authority area may be submitted by a registered tradesman.

6. (1) Every application for permission to carry out the installation of utilities, other than minor works, shall be accompanied by plans which shall comply with by-laws 13, 14 and 15 and any by-laws made under section 70A of the Act. Plans.

(2) An application for permission to carry out minor works in a local authority area shall be accompanied by a site plan and such other information as may be required by the local authority.

7. (1) Where any utility is to be installed—

- (a) along, across, through, over, on or under any street under the jurisdiction of any street authority other than the local authority; or
- Consent of other authorities.

- (b) as an independent crossing across any body of water under the control of any department or other authority or across any railway under the control of any railway company,

two sets of the plans referred to in by-law 6 shall be submitted to the authority, department or company, as the case may be, for their comments.

- (2) The comments of the authority, department or company under paragraph (1) shall be submitted to the local authority together with the application for permission to install the utility.

Fees.

8. (1) All applications submitted for the installation of any utility shall be accompanied by the fees prescribed in the Second Schedule.

- (2) Half of the fees paid to a local authority under paragraph (1) shall be refunded on application if—

- (a) the application is withdrawn before permission is granted by the local authority; or

- (b) notice of abandonment is received by the local authority within one year from the date such permission is granted.

- (3) No fee shall be payable by any utility authority in respect of applications submitted by such authority for the relocation or diversion of its utility from a local authority's streetworks, drainage works, or landscaping works if such relocation or diversion is required by the local authority or the State Government.

- (4) A local authority may exempt any utility authority from payment of any fees.

Security.

9. (1) A local authority may require any applicant to furnish security in such amount as, in the opinion of the local authority, is sufficient to enable the local authority to carry out final reinstatement of the street in the event of the applicant's failure to do so.

- (2) The security referred to in paragraph (1) shall be furnished by depositing cash or a bank guarantee or a letter of commitment which shall continue to be valid for a period of 24 months from the date of the completion of the works.

- (3) In the event that the street is not reinstated to the satisfaction of the local authority after the completion of the works, the local authority may reinstate the street and the costs for such reinstatement may be recovered—

- (a) if security is furnished in the form of cash, by the deducting the amount of the costs from the cash deposited; or

- (b) if security is furnished in the form of a bank guarantee or letter of commitment, by making a claim under the bank guarantee or letter of commitment.

(4) The balance of any cash deposited under paragraph (2) shall, after deducting the amount of costs under subparagraph (3)(a), if any, be refunded to the applicant.

10. (1) All applications and plans submitted for the purpose of obtaining permission required under by-law 3— Title and  
signature.

(a) shall bear a title which, apart from stating the type of utility proposed to be installed, shall also give the name of every street where the proposed installation is to be carried out; and

(b) shall be signed by The qualified person or tradesman submitting them and by the owner of the utility, and shall have the full name and address of the qualified person or tradesman and owner written in block letters beneath their respective signatures.

(2) The standard professional chop of the qualified person referred to in subparagraph (1)(b) shall be stamped on each plan submitted.

11. (1) The qualified person who submits the application in respect of an installation shall be responsible for the proper execution of the works and shall continue to be so responsible until the completion of the works. Responsibility  
for works

(2) Notwithstanding paragraph (1) another qualified person may, with the agreement of the local authority take over the responsibility for the proper execution of the works in respect of the installation of any utility.

12. Notwithstanding that permission has been granted by a local authority to carry out any installation, no person shall carry out such installation, except minor works, unless the installation is supervised by the qualified supervisor or any person duly authorised by that qualified supervisor. Supervision  
of works.

13. (1) All plans in respect of an installation shall be submitted in triplicate, but the local authority may require a greater number of copies of such plans to be submitted. Plans to be  
submitted in  
triplicate.

(2) One set of the plans shall be on wear-resistant and durable material and that set, together with one other set, shall be retained by the local authority; and the third set shall be returned after decision has been made on the application. When

(3) If the application is refused, the plans shall be returned with a statement explaining the reason for such refusal.

(4) Nothing in these By-Laws shall prohibit the submission of additional plans if the utility authority considers that by so doing the work of the local authority may be expedited.

Size and  
colour.

14 (1) All plans submitted shall be in sizes A0 to A4 only and if larger than size A4, shall be folded to A4 size.

(2) On all the plans submitted the existing utilities and each type of the proposed works shall be coloured so as to enable one utility or type of work to be distinguished from another.

Key and  
site plans  
required.

15 (1) All plans in respect of the installation of any utility shall include—

(a) a key plan, with a scale of not less than 1:20,000, showing—

- (i) the north point;
- (ii) the route of the proposed installation;
- (iii) some landmarks or the name of existing streets to facilitate the locating of the proposed route; and
- (iv) the approximate location of site plans with their drawing numbers given where the proposed installation involves several streets;

(b) a site plan, with a scale of not less than 1:1000, showing—

- (i) the north point, if the key plan is not on the same sheet of drawing;
- (ii) the regular line of street prescribed by the local authority;
- (iii) the name of the street where the proposed installation is to be carried out;
- (iv) the road levels at salient points along the streets (the levels given may be the road centreline of the proposed utility);
- (v) the route of the proposed installation and its offset distance from the street reserve boundary;
- (vi) for underground utilities, the proposed level of the utilities either at ground or at its base depending on the type utilities proposed; and
- (vii) for overhead utilities, the minimum height above the street surface;
- (viii) the location of adjacent existing utilities on either side of the proposed utility;
- (ix) the position of proposed joint boxes, manholes, control chambers, poles or other ancillary structures and equipment associated with each proposed utility;



- (x) the position of rivers, streams interchanges, main drains, bridges, trunk utilities or railway lines, and other features, whether existing or planned, that may be traversed by the proposed utility; and
- (xi) existing trees, footpaths and street furniture along and over the route of the proposed installation;
- (c) cross sections and other non-standard details which shall be drawn to a scale of not less than 1:100 and shall give all requisite details related to the proposed utility, including the size of the area to be excavated;
- (d) longitudinal sections which shall be drawn to a scale of not less than 1:1000 and 1:100 vertically and shall show—
  - (i) the existing and proposed levels;
  - (ii) the chainage along the proposed utility;
  - (iii) the proposed gradient, if applicable;
  - (iv) the reference markings along the route of the proposed utility;
  - (v) the positions and dimensions of features, such rivers and bridges, traversed and how the utility is to be installed; and
  - (vi) the positions of other existing utility traversed.

(2) The qualified supervisor or the owner of the utility shall provide the local authority with such further information as the local authority may require.

16. A local authority may require plans submitted to be accompanied by a specification of all materials proposed to be used in the proposed works or of any other aspect of the proposed works. Specifications.

17. (1) Every permission granted under these By-Laws for the installation of any utility, except minor works, shall lapse at the end of the period of one calendar year from the date such permission is granted if such installation has not commenced before the expiry of that period. Period of validity.

(2) Where permission granted for installation of any utility has lapsed and an application is resubmitted for the same installation, the local authority may waive the requirements in respect of the submission of plans, but the provision of these By-Laws on fees and security shall still apply.

(3) Permission to carry out minor works shall be valid for a period of seven days.

18. Upon the completion of installation of a utility, other than minor works, the qualified supervisor shall submit to the local authority a set of "as built" plans on linen showing the site and location of the utility. "As built" plans.

## PART III

## REQUIREMENTS ON SITING

Utility not  
sited in  
accordance  
with plans.

19.3(1) A local authority may require any utility authority to remove and resite any utility if the utility is found, whether during installation or at any time thereafter, to have been sited not in accordance with the plans submitted to the local authority.

(2) The costs of resiting a utility under paragraph (1) shall be borne by the utility authority concerned.

Corridors for  
utilities.

20. (1) Any new utility to be installed along, across, through, over, or under any street shall be sited in the corridor allocated for that utility or that type of utility.

(2) The corridors to be allocated for the purpose of paragraph (1) shall be as specified in the Third Schedule.

(3) Corridors for any street not specified in the Third Schedule shall be determined by each local authority.

(4) Where a utility authority intends to install any new utility within any street and—

(a) the proposed utility is not capable of being sited in the corridor allocated under these By-Laws; or

(b) there is no corridor allocated within the street for such utility,

the utility authority shall submit for the approval of the local authority a corridor for the proposed utility before submitting an application for permission to carry out the installation.

(5) If any proposed renewal, relocation or up-grading of existing utilities is expected to cover the whole or a substantial portion of the length of a street, the proposed works shall be deemed to be the installation of a new utility and this by-law shall apply accordingly.

Major arterial  
street.

21. (1) Subject to paragraphs (2) and (3), no utilities shall be installed within any major arterial street without service roads except, if there is no alternative practicable route, utilities to serve the street itself or any frontaging premises or premises adjacent thereto.

(2) Where utilities are permitted to be installed under the conditions referred to in paragraph (1), they shall be sited close to the street boundary.

(3) The installation of underground trunk utility across or through a major arterial street may be permitted but such trunk utility—

(a) shall be installed as perpendicular to the street alignment as is practicable;

(b) shall be so sited as to avoid deep cuts, high embankment, foundation of bridges and other structures, interchanges and wet areas or rocky terrain; and

(c) shall be installed using the method of trenchless technology.

(4) The installation of overhead trunk utility across a major arterial street may be permitted but the following provisions shall apply to such utility where it crosses the street:

(a) such utility shall be installed as perpendicular to street alignment as is practicable;

(b) netting or other suitable protective measures shall be provided underneath such utility;

(c) such utility, inclusive of the protective measures, shall be sited at least 6 metres or higher from the street level; and

(d) such utility shall not obstruct any bridge or interchange or any landscaped or scenic stretch along the major arterial street.

22. No overhead utility shall be sited along a collector street.

Collector street.

23. (1) No overhead utility shall be sited along commercial streets.

Commercial street.

(2) Where any utility is permitted to be installed under any commercial street, there shall not be—

(a) any haunching up of such utility so that it is sited close to or above the surface of the carriageway; or

(b) any protrusion of any service connection above the finished level of footpath or verandahway.

24. (1) No utilities, except stormwater drains, gas pipes and sewers, shall be installed along backlanes.

Backlanes.

(2) Notwithstanding paragraph (1), telephone poles may be sited in residential areas.

(3) Where a telephone pole is sited along a backlane—

(a) it shall be sited as close to the drain sidewall as may be practicable;

(b) it shall be sited well clear of rear gates of houses and sewerage and effluent pipes;

(c) its base shall be at least 0.5 metre deeper than the foundation of the backlane drain;

(d) the overhead telephone line shall be at least 4 metres above the backlane surface.

- Utility on the edge of carriageway. 25. (1) No utility shall be sited less than 0.5 metre from either edge of a carriageway, notwithstanding that the edge is a kerb.  
(2) Paragraph (1) shall not apply to an arterial street.
- Street bend. 26. All utilities shall be sited following the alignment of the street bend.
- Crossings 27. (1) At road junctions, where utilities cross one another, priority of siting at such crossing shall be in the following order:  
(a) sewers;  
(b) stormwater and irrigation drains;  
(c) water supply mains;  
(d) ~~gas mains~~ *drilled water*;  
(e) electricity lines or cables;  
(f) ~~telephone lines~~ *and telecommunications line/cables*; and  
(g) other utilities.  
(2) When there is a likelihood that utilities will foul or interfere with one another at a crossing, the one with lower priority shall give way to the one with a higher priority.
- Bridges. 28. Where no provision has been made in the structure of a bridge for a proposed utility or the proposed utility is too big to be accommodated in the bridge structure, the utility shall be installed as an independent crossing.
- Underground appurtenances. 29. Where the appurtenances of a utility to be installed underground are wider than the width of the allocated corridor, the encroachment of such appurtenances into the corridor of another utility may be permitted so long as by-law 27 is complied with.
- Aboveground appurtenances. 30. (1) All aboveground appurtenances of any utility shall be so sited that they do not become an obstruction or a hazard to users of streets or backlanes.  
(2) The maximum width of aboveground appurtenances of any utility, when measured along the width of the street reserve, shall not exceed one metre.
- Overhead wire poles. 31. (1) All overhead wire poles, including any street and stay wires, shall be so sited that they do not become an obstruction or a hazard to users of streets or backlanes.  
(2) All overhead wire poles shall be sited within the allocated corridor and as close as is practicable to the drain sidewall, if any.  
(3) Struts and stay wires shall not be sited slantingly across any footpath.

(4) The minimum clearance of any cables or wires across any street shall be 6 metres above the level of its carriageway.

32. The siting of cables for street lights and traffic lights shall be decided individually by the relevant :

Cables for street lights and traffic lights.

33. (1) Where any utility has to be sited under a main drain or a roadside drain, then in the absence of any specific direction by the local authority, such utility shall be sited—

Siting of utilities under main drain or roadside drain.

(a) where the drain is not a concrete drain, not less than 0.5 metre below the invert level of the drain;

(b) where the drain is a concrete drain, not less than 0.3 metre below the foundation of the drain.

(2) No utility shall be sited under a drain in such a manner as to cause any obstruction to the function of the drain.

34. Water communication pipes to individual houses may be sited across the waterway section of the roadside drain on condition that its soffit is sited at a depth not lower than 15 centimetres below the drain capacity level.

Water communication pipes.

35. (1) Where more than one cable, conduit, pipe or other equipment needs to be installed for any particular utility, such cables, conduits, pipes or other equipment shall be sited in the same trench within the corridor allocated.

Multiple cables, etc. for any utility.

(2) If the cables, conduits, pipes or other equipment referred to in paragraph (1) need to be laid on top of one another, the utility authority shall ensure that the resulting siting does not create a 'wall up' effect which may obstruct the crossing of other lateral utilities or service connections.

36. All cables, conduits, pipes or other equipment that need to be installed underground shall be sited such that they are adequately covered and that they are of sufficient strength to sustain the various classes of vehicular loading that may be imposed upon them.

Depth and strength of underground cables, etc.

#### FIRST SCHEDULE

#### APPLICATION FORM

(By-Law 4)

.....19.....

1. Name of Application:

2. Name of Project:

Sel. P.U. 34.

188

3. *\*(a) Name of Qualified Person/Tradesman:*
- (b) Telephone No.:*
4. *Specification of Works:*
5. *Expected commencement date:*
6. *Expected Completion date:*
7. *Other information:*

We the undersigned agree to comply with Streetworks By-Laws 1996 and any terms or conditions imposed by the local authority and shall bear all costs for such compliance.

*(Signature)*

*(Signature)*

*(Applicant's name and address  
in block letters)*

*(Qualified person's name  
and address in block  
letters and his chop)*

Official use

Application received on:

Application approved on:

Approval reference:

*(Signature)*

*(Processing Officer)*

## SECOND SCHEDULE

### FEES

(By-Law 8)

#### INSTALLATION OF UTILITIES OTHER THAN MINOR WORKS

- (a) RM0.50 per linear metre length of excavation.
- (b) RM10.00 per pole or like structure or equipment.
- (c) RM10.00 per utility chamber or manhole.

#### MINOR WORKS

RM10.00 for a period 7 days or part thereof.

## THIRD SCHEDULE

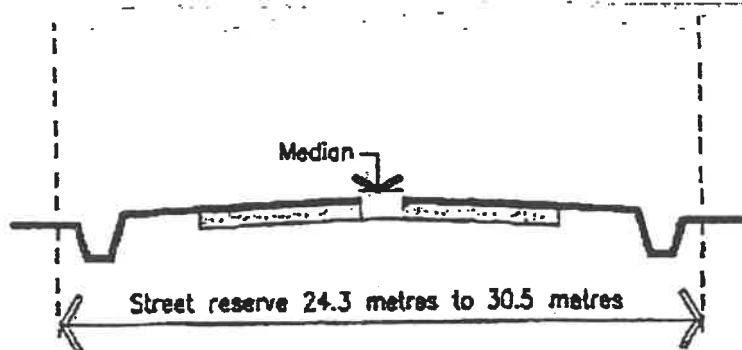
## CORRIDORS FOR THE INSTALLATION OF UTILITIES

(By-Law 20)

## 1. MAJOR ARTERIAL STREET

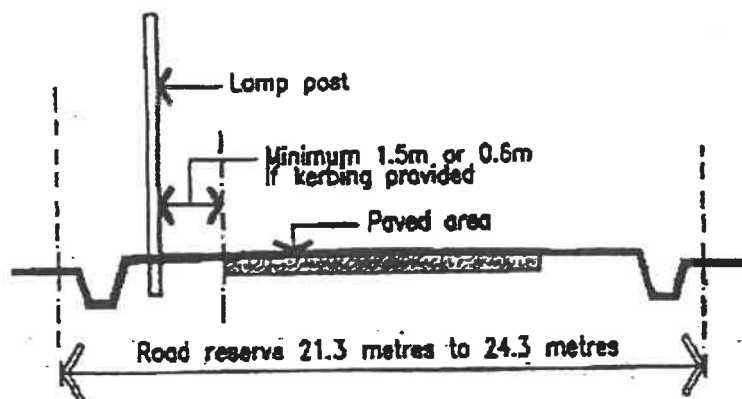
## (a) Dual Carriageway

Diagram 1



## (b) Single Carriageway

Diagram 2

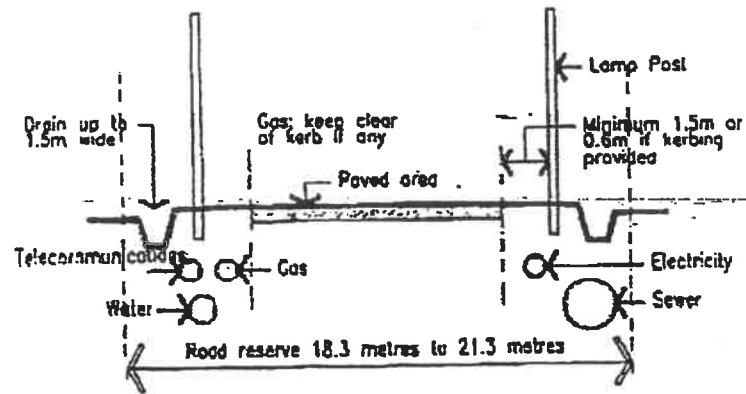


Sel. P.U. 34.

190

## 2. COLLECTOR STREET

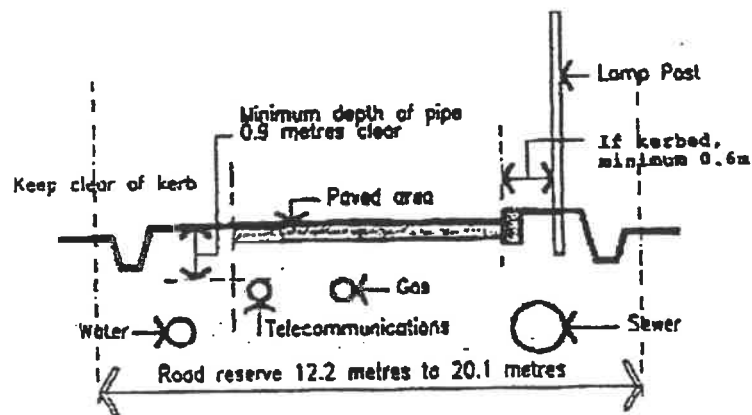
Diagram 3



## 3. LOCAL STREET

(a) Commercial

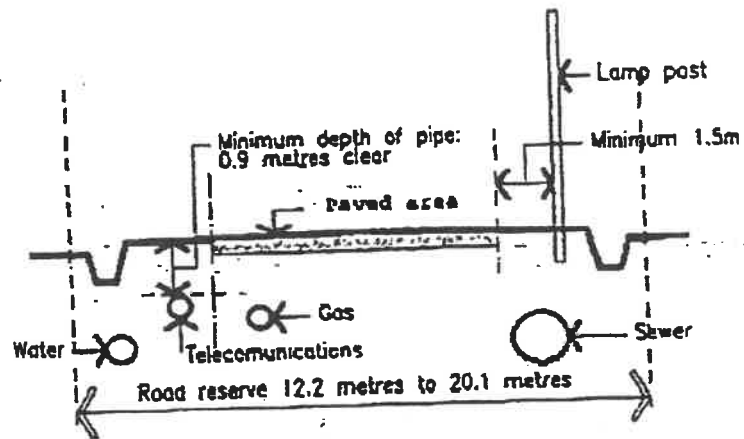
Diagram 4





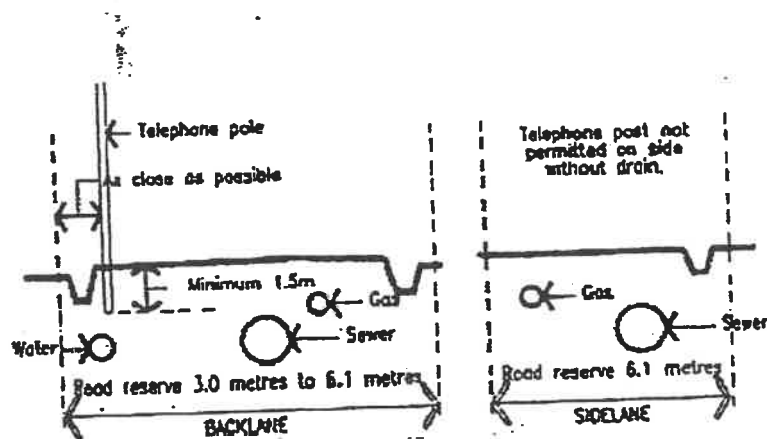
## (b) Residential

Diagram 5



## (c) Backlanes and Sidelanes

Diagram 6.



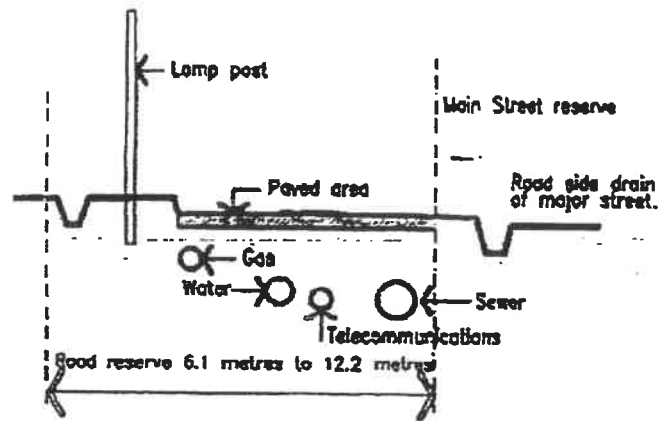
Sel. P.U. 34.

192

#### 4. SERVICE ROAD

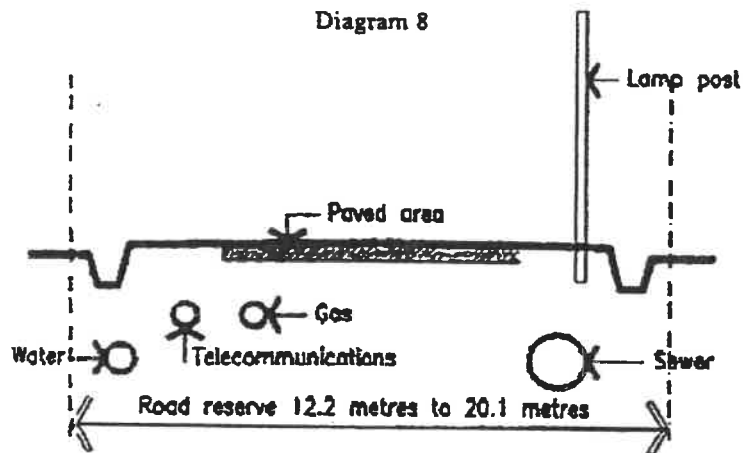
##### (a) Commercial

Diagram 7



##### (b) Residential

Diagram 8



Made the 26 June 1996.

[IPK. Sel. 60222/20 Jld. 2; PU. Sel. AM/0160/4 (A).]

MOHD. KHUSRIN BIN HAJI MUNAWI,  
Clerk,  
State Executive Council,  
Selangor